

This document explains how you can receive posts (articles, questions, etc.) that are posted to the Preferred Stock Investing Reader's Forum web log ("blog") automatically without having to visit the Forum.

Different people have different interests, levels of computer savvy, software tools, etc. The Forum is set up to "feed" new posts to you in a variety of ways to meet these varying needs.

For example, if you just want new posts to the Forum to show up in your email system's inbox, you are about one minute away from being able to do so right now.

Or, if you already subscribe to other feeds (news headlines, stock quotes, weather reports, traffic updates) and use an online "feed reader" to view and manage them, you can add the Preferred Stock Investing Reader's Forum feed in just a couple of mouse clicks.

Before I get too far, here is the Preferred Stock Investing Reader's Forum feed address that some of you may need, depending on how you choose to receive the Forum's posts:

<http://feeds2.feedburner.com/PreferredStockInvesting>

The methods of automatically receiving new posts to the Forum covered by this document are:

- 1) Delivered To Your Email Inbox (any version of Outlook or any other email system)
- 2) Delivered To Your Existing Feed Reader (e.g. newsgator, netvibes, Pageflakes, Google, My Yahoo, Rojo, My AOL, etc.)
- 3) Delivered To Your Microsoft Outlook 2007 (and higher) Inbox
- 4) Delivered To Internet Explorer Favorites or Firefox Live Bookmarks Folder

Generally, you will receive a copy of any posts to the Forum within one to four hours of the post being made but note that some delivery tools are faster than others (option #3 above is probably the fastest but is just for users of Microsoft Outlook 2007 or higher).

If you want to know the technical mechanics behind the scenes regarding how RSS feeds work, fire up your favorite search engine and search for the phrase "RSS feed" and click on the Wikipedia link. While you do not need to know how Really Simple Syndication (RSS) feeds actually work, you may find it interesting.

Thank you for your interest in the Preferred Stock Investing Reader's Forum.

Many Happy Returns,

Doug K. Le Du, author of *Preferred Stock Investing*

Option #1 - Delivered To Your Email Inbox (Outlook or otherwise)

Microsoft Outlook users should be sure to read Option #3 as well before deciding how you would like to receive new posts to the Preferred Stock Investing Reader's Forum.

Regardless of which email system you are using (Outlook or otherwise), you can have new Forum posts sent to your email address. They will arrive in your email system's Inbox just like any other email message.

When viewing the Preferred Stock Investing Reader's Forum you will see the following box on the right side of your screen:



Step 1: Click on the Get Daily Post Summaries Via Email link. A new browser window will open.

Step 2: Enter your email address in the top box and the spam-prevention text in the bottom box and click the Complete Subscription Request button.

Step 3: Shortly, you will receive an email confirmation message at the email address that you entered. The confirmation email message thanks you for subscribing to the Preferred Stock Investing post feed and asks you to click on a confirmation link to confirm your

subscription. Doing so will validate to the system that you entered your email address correctly.

That's it. When a new post is posted to the Preferred Stock Investing Reader's Forum you will now automatically receive a copy in your inbox just like you do with all of your other email messages.

The subject line of the message that will appear in your inbox will say "Preferred Stock Investing Post."

Option #2 - Delivered To Your Existing Feed Reader

If you subscribe to many feeds and use a feed reader to view and manage them, you can add the Preferred Stock Investing Reader's Forum post feed to your feed reader very easily.

When viewing the Preferred Stock Investing Reader's Forum you will see the following box on the right side of your screen:



Step 1: Click on the Add Post Feed To Your Feed Reader link.



Step 2: You will see the logos of a variety of popular feed readers.

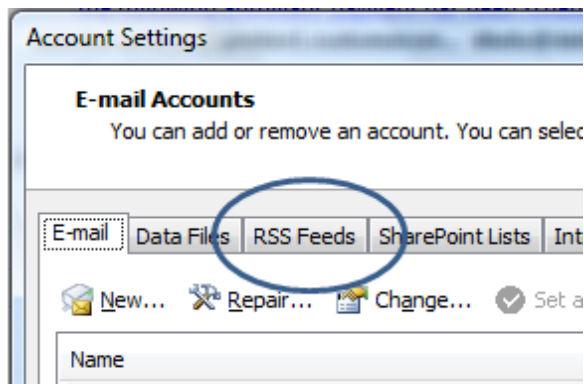
Clicking the one that you use or choosing another reader from the drop-down list will take you to that feed reader's web site where you can add the Preferred Stock Investing Reader's Forum post feed to your reader.

Option #3 - Delivered To Your Microsoft Outlook 2007 (and higher) Inbox

Microsoft introduced this feature in the 2007 version of Outlook so, first, be sure that if you are wanting to receive Forum posts into your Outlook email inbox that you have the 2007 (or later) version of Outlook.

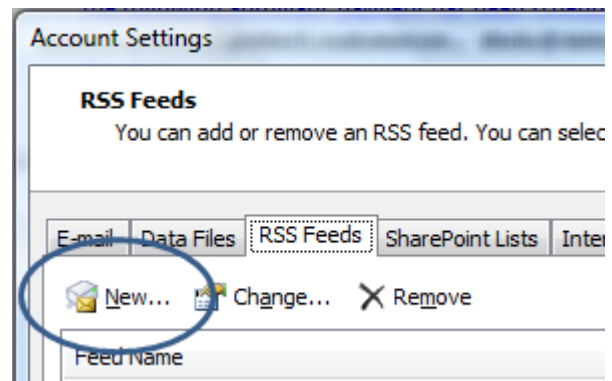
If you have an earlier version of Outlook, don't worry; you will still be able to receive new Forum posts in your Outlook inbox. Just follow the instructions for Option #1 above.

To check your Outlook version: Up on the top menu bar, click Help then click About Microsoft Office Outlook. You should see your version of Outlook in the window that opens and it should indicate Microsoft Office Outlook 2007. If not, follow the instructions for Option #1 above.

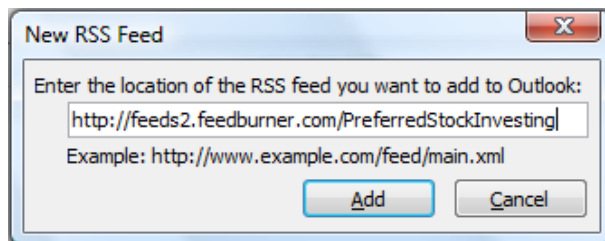


Step 1: On the top menu bar, click Tools, then click Account Settings...Then click the RSS Feeds tab.

Step 2: On the RSS Feeds screen, click New...



Step 3: Enter the Forum's feed address (provided on page 1 above) and click Add.



Step 4: Tell Outlook to put any new posts into your Inbox folder by clicking on the Change Folder button. You will see a list of your Outlook

folders; click on the Inbox folder and click OK.

When a new post is posted to the Preferred Stock Investing Reader's Forum you will now automatically receive a copy in your Outlook inbox. Outlook will check for new posts when it checks for new email (such as when you click the Send/Receive button). The subject line of the message that will appear in your inbox will be the title of the post.

Option #4 - Delivered To Internet Explorer (7 or higher) Or Firefox (2 or higher) Folder

This option is helpful to those who have multiple feeds (that is, feeds in addition to the feed from the Preferred Stock Investing Reader's Forum) that they monitor.

Rather than having to use your web browser to visit each such site for any new posts, you can tell Microsoft Internet Explorer (version 7 or higher) and Mozilla Firefox (version 2 or higher) and many other web browsers to monitor these sites (their feeds, actually) for you and put any new posts into a "Favorites" (Internet Explorer) folder or "Bookmark" (Firefox) folder.

Then all you have to do is click on that folder in your web browser to see the most recent posts from all of the feeds that you are monitoring without having to visit each web site.

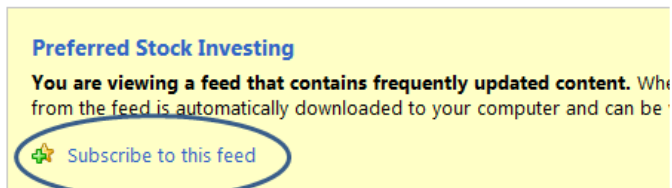
Microsoft Internet Explorer (version 7 or higher)

Fire up Internet Explorer and go to the Preferred Stock Investing Reader's Forum web site at <http://www.PreferredStockInvesting.Blogspot.com>. Toward the top right of your Internet Explorer screen you will see a series of buttons, one of which is the RSS logo.

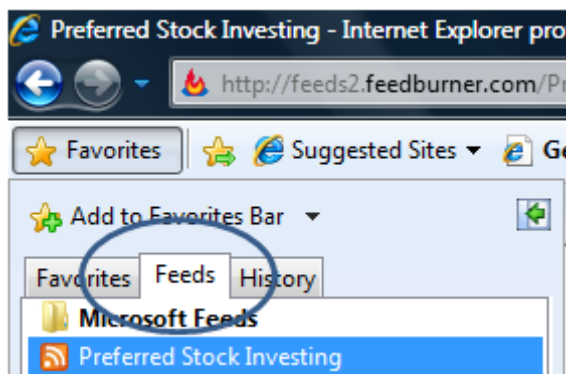


Step 1: Clicking on the RSS logo will show you the actual feed from the Forum.

Step 2: Click on the Subscribe to this feed link.



Step 3: Give the feed a name and select a folder for the feed to go into (defaults to "Feeds"), then click Subscribe.



Internet Explorer will check for new posts from the Forum every hour.

To see new posts, click on the Feeds tab under Favorites in the upper left corner. You will see your Forum feed listed; click it to see the latest posts. In this way, you can add several feeds (weather reports, traffic, news, etc.) to your Internet Explorer Feeds list and quickly be able to see new content without having to navigate to each web site.

content without having to navigate to each web site.

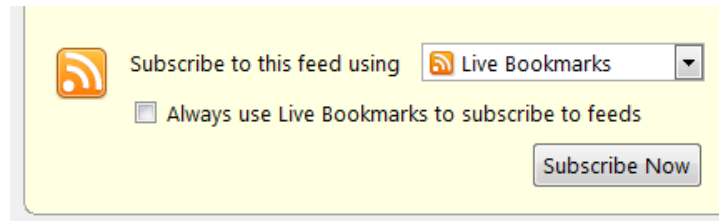
Mozilla Firefox (version 2 or higher)

To set up Firefox to automatically check for new Forum posts, go to the Preferred Stock Investing Reader's Forum web site at <http://www.PreferredStockInvesting.Blogspot.com>.

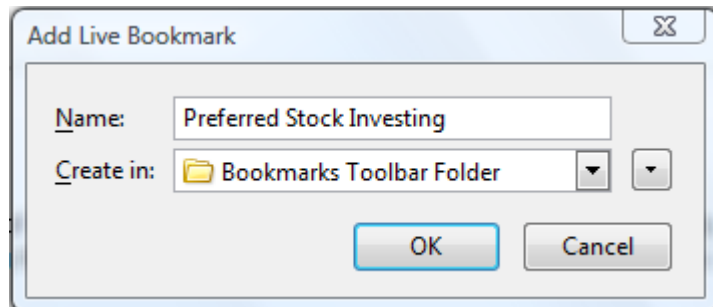


Toward the top right of your Firefox screen you will see the RSS logo.

Step 1: Clicking on the RSS logo will show you the actual feed from the Forum. Above the Forum feed you will see a Subscribe Now button.



Step 2: Click the Subscribe Now button. This tells Firefox that you would like it to monitor the post feed from the Forum. A small "Add Live Bookmark" window will open.



Step 3: Type any name for the PSI Forum feed that you would like and designate the Firefox bookmark folder that you would like the Forum feed to go into. Click OK.

Firefox will now automatically check for new posts from the Forum. Any time you open the PSI Forum bookmark in Firefox you will see the new posts. In this way, you can add bookmarks for several feeds (weather reports, traffic, news, etc.) to your Firefox browser and quickly be able to see new content without having to navigate to each web site.